

# Location, Location, Location: Managing Outbreaks in Ambulatory Care Settings

Danielle Suminski BSN, RN  
Emerging Diseases Coordinator  
Department of Infection Prevention  
The MetroHealth System  
Cleveland, Ohio



SHEA/CDC OUTBREAK RESPONSE TRAINING PROGRAM  
© SHEA 2018

## Financial Disclosures

- ▶ Danielle Suminski BSN, RN
  - ▶ I have no disclosures relevant to this presentation.



SHEA/CDC OUTBREAK RESPONSE TRAINING PROGRAM  
© SHEA 2018

## Learning Objectives

- ▶ Recognize the vital role that each team member plays in response to a public health emergency
- ▶ Identify unique challenges to infection control in each setting
- ▶ Formulate effective strategies to protect healthcare providers and staff



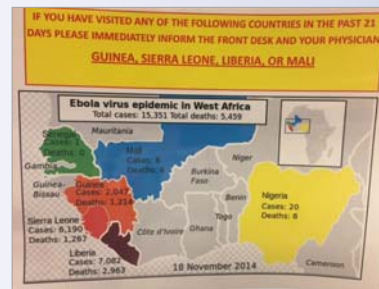
## Goals

- ▶ Describe methods for early identification of potential outbreak scenarios in the ambulatory care setting
- ▶ Identify steps for initial management of the contaminated patient, including isolation and notification procedures
- ▶ Outline key education and prevention strategies for managing outbreaks in the ambulatory setting



## Early Identification

- ▶ When will this patient be identified?
  - ▶ Travel screening
  - ▶ Waiting room signage
  - ▶ Animal exposure and travel questioning  
–should be routine



Travel Screen - Travel Screen  
Time taken: 1055 | 12/18/2015

Values By: Create (title)

Travel Screen

Travelled outside the country in the last 21 days?  Yes  No

Countries:  Sierra Leone  Guinea  Liberia  South Korea  Iran  Lebanon  Kuwait  Saudi Arabia  Qatar  United Arab...  Oman  Yemen  None of the a...

Within the last 14 days?  Yes  No

Do you have a fever?  Yes  No

Cough or Shortness of Breath  Yes  No

Centers for Disease Control and Prevention. Ebola: U.S. healthcare workers and settings. [www.cdc.gov/vhf/ebola/healthcare-us/index.html](http://www.cdc.gov/vhf/ebola/healthcare-us/index.html).  
Photos courtesy of Jen Conti.



SHEA/CDC OUTBREAK RESPONSE TRAINING PROGRAM  
© SHEA 2018

## Early Identification

- ▶ Have a plan in place
- ▶ Supply education/resources for staff
  - ▶ Resource location—simple and easy to find
- ▶ Drill/exercise plans to ensure readiness
  - ▶ How long before identification/isolation?
  - ▶ What is the risk to others in the waiting area?



SHEA/CDC OUTBREAK RESPONSE TRAINING PROGRAM  
© SHEA 2018

## Early Identification

- ▶ Plan for the most likely scenarios
- ▶ Use patient-facing as well as staff-facing signage
  - ▶ Encourage patients to self-mask
- ▶ Is the patient with any family members?
  - ▶ Are they symptomatic?



Photo courtesy of Danielle Suminski.



SHEA/CDC OUTBREAK RESPONSE TRAINING PROGRAM  
© SHEA 2018

## Isolation

- ▶ Designate a single-patient room with a toilet/sink
  - ▶ Negative pressure room = best choice
  - ▶ Communicate and label the isolation room (eg, "I" sticker)
- ▶ Use minimal equipment
- ▶ Develop a quick, efficient transfer process
- ▶ Document staff in contact with the patient
  - ▶ Minimize contact as much as possible



MetroHealth SDCU Department Specific Procedure		Section: Log Subject: Ebola Sign-In Log Sheet Number: Date Effective: 11/1/14 Date Reviewed: 9/16				
All persons entering an isolated patient room need to be listed, all documentation areas need to be completed in full by designated IC Specialist, CNS or Quality Management representative.						
EBOLA SIGN IN LOG SHEET						
DATE	NAME	TIME ENTER	TIME EXIT	OCCUPATION	DEPARTMENT	ANY PROCEDURES COMPLETED (include # of X-ray's performed)

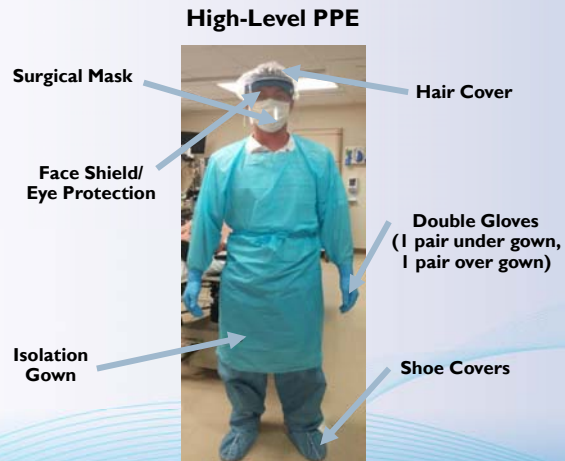
Centers for Disease Control and Prevention. Ebola: U.S. healthcare workers and settings.  
[www.cdc.gov/vhf/ebola/healthcare-us/index.html](http://www.cdc.gov/vhf/ebola/healthcare-us/index.html).  
 Photos courtesy of Danielle Suminski.



SHEA/CDC OUTBREAK RESPONSE TRAINING PROGRAM  
© SHEA 2018

## Outpatient PPE

- ▶ Worn only if close contact with the patient is absolutely necessary before trained personnel arrive



Photos courtesy of Danielle Suminski.



SHEA/CDC OUTBREAK RESPONSE TRAINING PROGRAM  
© SHEA 2018

## Identifying an Isolation Room

- ▶ Single-patient room
- ▶ Private bathroom or covered commode
- ▶ Close to entry/exit
- ▶ Preferably with a window for staff
- ▶ Standard, contact, and droplet precautions
- ▶ Red bag trash—Category A
  - ▶ Special handling




Centers for Disease Control and Prevention. Ebola: U.S. healthcare workers and settings. [www.cdc.gov/vhf/ebola/healthcare-us/index.html](http://www.cdc.gov/vhf/ebola/healthcare-us/index.html).  
Photos courtesy of Danielle Suminski.



SHEA/CDC OUTBREAK RESPONSE TRAINING PROGRAM  
© SHEA 2018

# Outpatient Setting Limitations

- ▶ PPE stock
  - ▶ What is available?
- ▶ No negative pressure rooms
- ▶ Management of body fluids
  - ▶ Bedside commode versus toilet
  - ▶ Treated versus untreated
- ▶ Proper disinfectants



Photos courtesy of Danielle Suminski.



# Notification Process

The screenshot shows the MetroHealth Information Village website. The main content area includes sections for 'Quick Links', 'System News & Updates', and 'Phone Directory Quick Search'. A red box highlights the 'Emerging Disease Information' link in the bottom right corner, with a green arrow pointing to it from the left.

The MetroHealth System. The MetroHealth information village (hospital intranet). Accessed February 27, 2017.



# Communication Flow Sheet

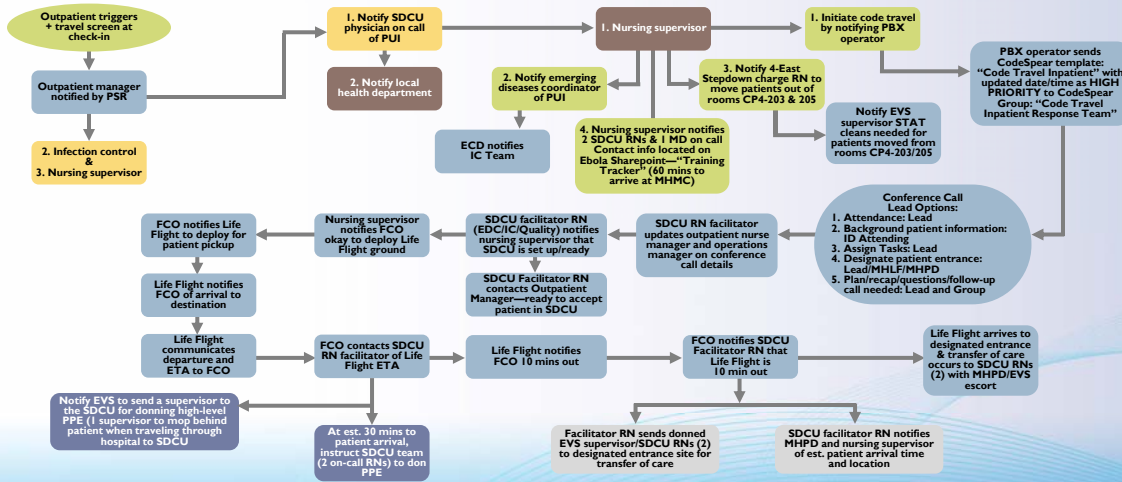


Photo courtesy of Danielle Suminski.



# Communication Flow Sheet

- ▶ SDCU physician
- ▶ Infection prevention
- ▶ Public health
- ▶ Nursing supervisor/senior leadership
- ▶ SDCU nursing
- ▶ Environmental services
- ▶ Transportation



## Communication Flow Sheet

- ▶ Use a dedicated and secure conference line
- ▶ Ensure all parties are present
- ▶ Provide scenario background
- ▶ Discuss a plan
- ▶ Assign tasks/roles
- ▶ Arrange a follow-up call



## Challenges

- ▶ Training space and time
- ▶ Creating staff buy-in long term
- ▶ Cleaning
- ▶ Transportation



Photos courtesy of Danielle Suminski.





# Education

- ▶ Use education opportunities to build rapport with staff
  - ▶ Annual online learning
  - ▶ Annual donning/doffing
  - ▶ Resource/equipment location
  - ▶ Tip sheets for EMAR changes
  - ▶ Videos




Photos courtesy of Danielle Suminski.



# Prevention

- ▶ Working relationship with public health
- ▶ Strong employee health collaboration
- ▶ Solid exposure plan in place
- ▶ Employee vaccination/immunization
- ▶ Regular training/competency



RN	Unit	Experience (Peds, CRRT, NICU, L&D)	PALS (Expires)	ACLS (Expires)	Birthday Month	latest Fit Test	Routine Cleaning Protocol	SHr Orientation Training	High Level PF	MaxAir PAPR	Waste Management	Radiology Protocol	Spill Management	Lab Protocol

Photos courtesy of Danielle Suminski.



# Questions?



Photo courtesy of Jen Conti.



SHEA/CDC OUTBREAK RESPONSE TRAINING PROGRAM  
© SHEA 2018